

Lesson Plan 7 Phase Shift, Other Trig Functions Math 48C Mitchell Schoenbrun

- 1) Attendance
- 2) Announce Quiz on Thursday section 8.4 and 8.5
- 3) Questions about homework?
- 4) Hand in Homework

Note that the sine function can be expressed in terms of the cosine function:

$$\sin(x) = \cos\left(x + \frac{3\pi}{2} + 2\pi n\right) n \in \{\dots, -2, -1, 0, 1, 2, \dots\}$$

We now introduce 4 more functions that are built from these two functions:

Tangent:  $\tan(x)$   $\frac{\sin(x)}{\cos(x)}$

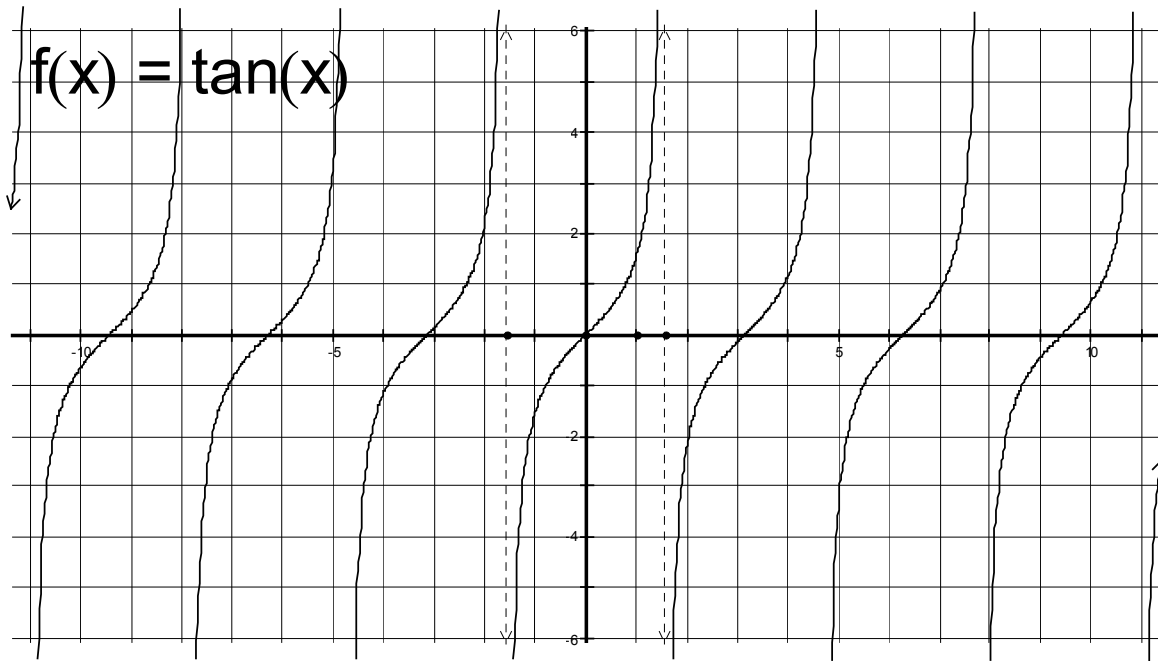
Cotangent:  $\cot(x)$  or  $ctn(x)$   $\frac{\cos(x)}{\sin(x)}$

Secant:  $\sec(x)$   $\frac{1}{\cos(x)}$

Cosecant:  $\csc(x)$   $\frac{1}{\sin(x)}$

$$\tan(x) = \frac{\sin(x)}{\cos(x)}$$

Let's look at a graph of this function:



The two dashed lines are at  $-\frac{\pi}{2}$  and  $\frac{\pi}{2}$ . What happens to the function at that  $x$  value?

These vertical lines are called asymptotes. What is an asymptotes?

Where is this function not defined? \_\_\_\_\_

What is the functions period? \_\_\_\_\_

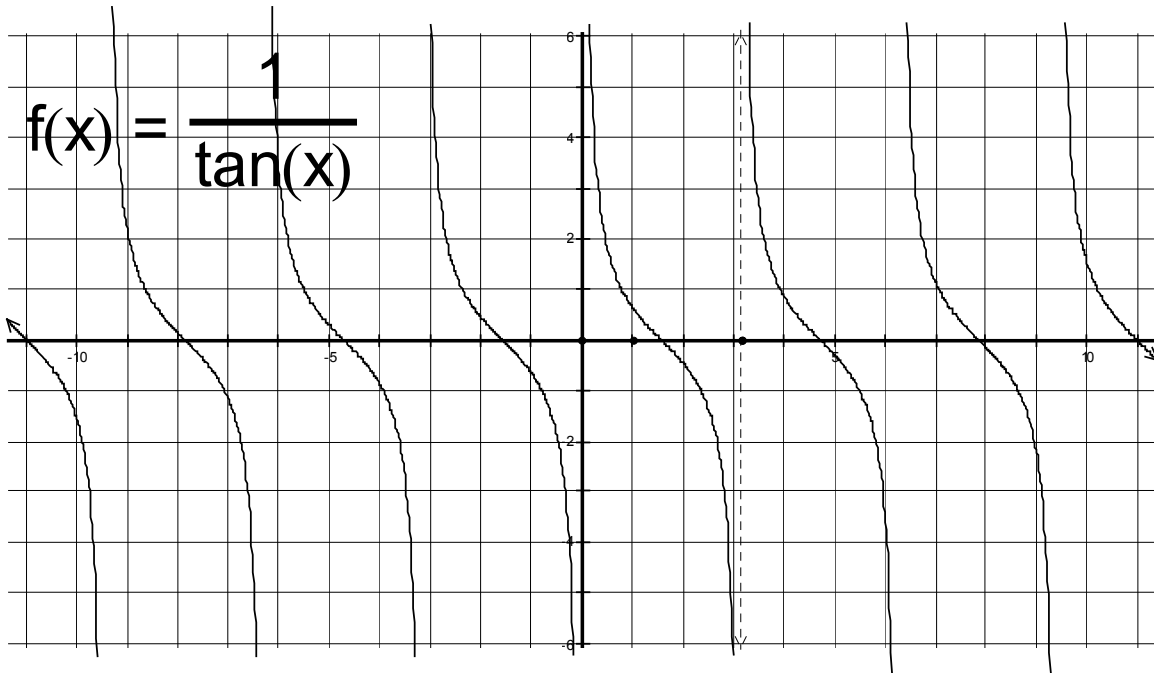
What is the functions Domain: \_\_\_\_\_

What is the functions Range: \_\_\_\_\_

What is the functions Amplitude? \_\_\_\_\_ (trick question)

$$\cot(x) = \frac{\cos(x)}{\sin(x)} = \frac{1}{\tan(x)}$$

Let's look at a graph of this function:



How does this compare with the tangent function?

Where is this function not defined? \_\_\_\_\_

Where are the vertical asymptotes

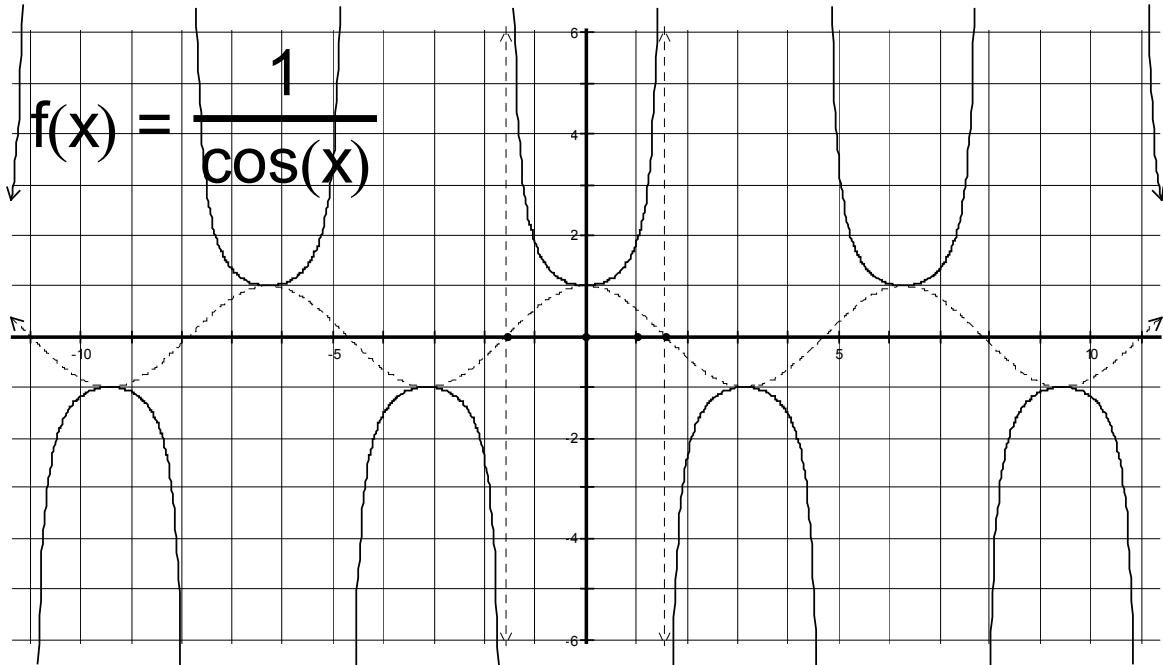
What is the functions period? \_\_\_\_\_

What is the functions Domain: \_\_\_\_\_

What is the functions Range: \_\_\_\_\_

$$\sec(x) = \frac{1}{\cos(x)}$$

Let's look at a graph of this function:



How does this compare with the cosine function?

Where is this function not defined? \_\_\_\_\_

Where are the vertical asymptotes

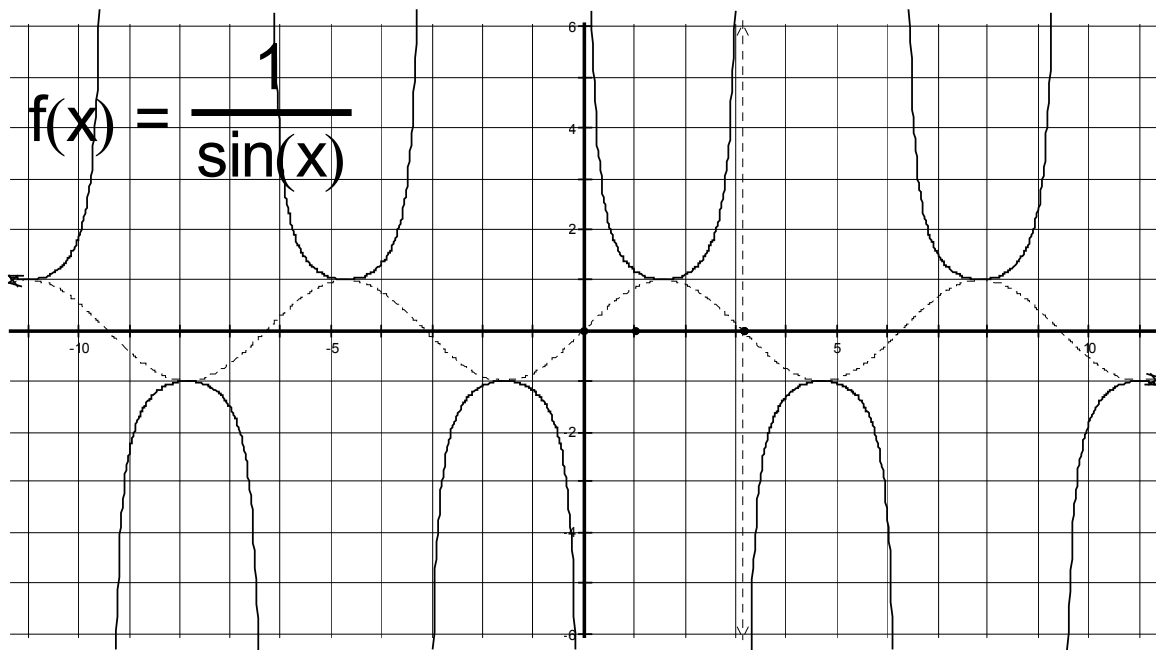
What is the functions period? \_\_\_\_\_

What is the functions Domain: \_\_\_\_\_

What is the functions Range: \_\_\_\_\_

$$\csc(x) = \frac{1}{\sin(x)}$$

Let's look at a graph of this function:



How does this compare with the sine function?

Where is this function not defined? \_\_\_\_\_

Where are the vertical asymptotes

What is the functions period? \_\_\_\_\_

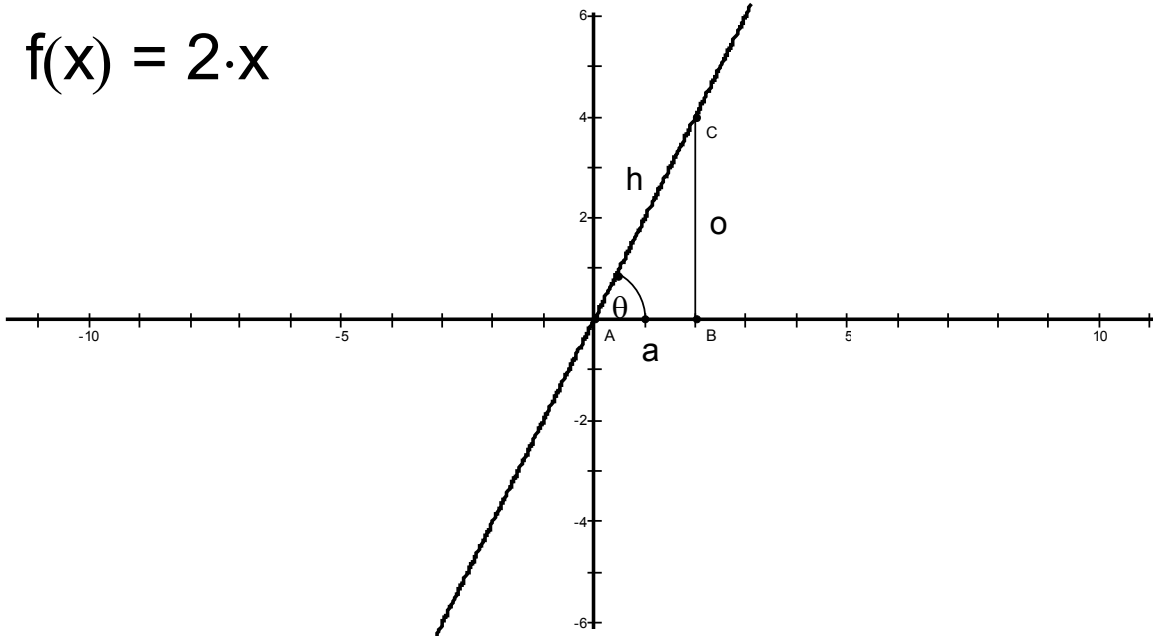
What is the functions Domain: \_\_\_\_\_

What is the functions Range: \_\_\_\_\_

A special property of the tangent function:

Take a linear equation going through the origin (0,0)

$$f(x) = 2 \cdot x$$



Note that:

$$\sin(\theta) = \frac{o}{h}$$

$$\cos(\theta) = \frac{a}{h}$$

$$\tan(\theta) = \frac{\sin(\theta)}{\cos(\theta)} = \frac{\frac{o}{h}}{\frac{a}{h}} = \frac{o}{a}$$

But

$$\frac{\Delta y}{\Delta x} = \frac{o}{a} = \tan(\theta)$$

So the tangent function gives us the slope of a line!

Graphing the other Trigonometric functions:

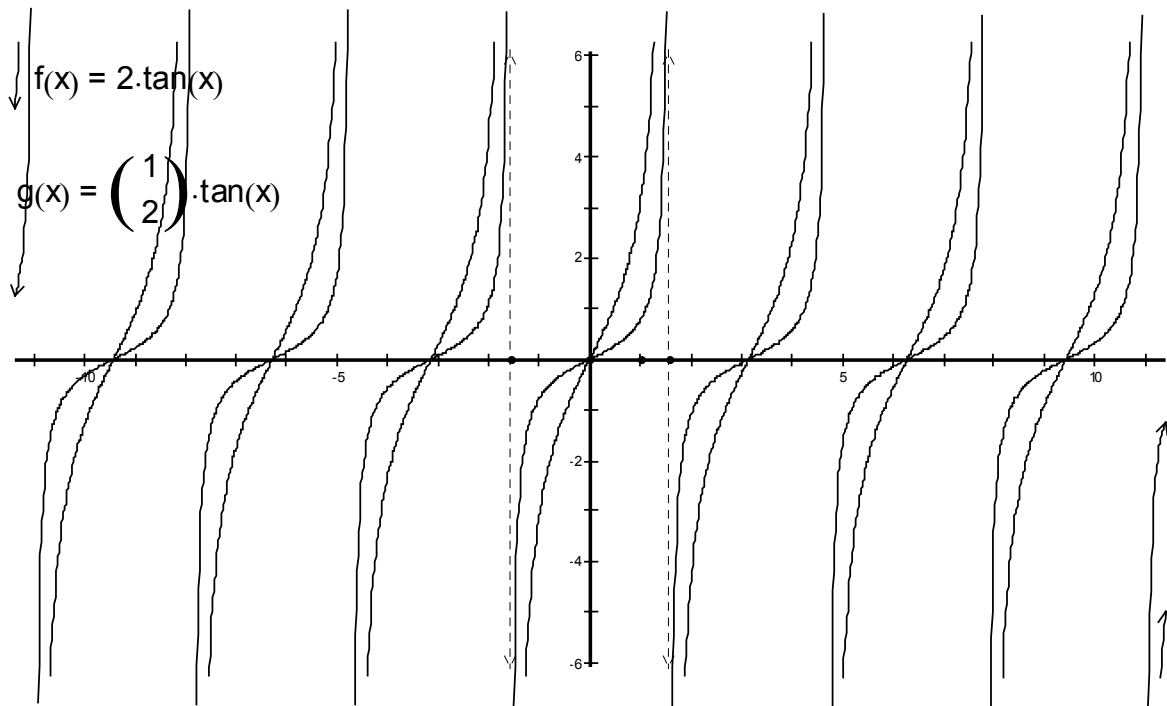
Example:  $f(x) = 2 \tan\left(2\left(x - \frac{\pi}{2}\right)\right) + 3$

D=3 still is a vertical shift up

C= $\frac{\pi}{2}$  is still a horizontal shift to the right

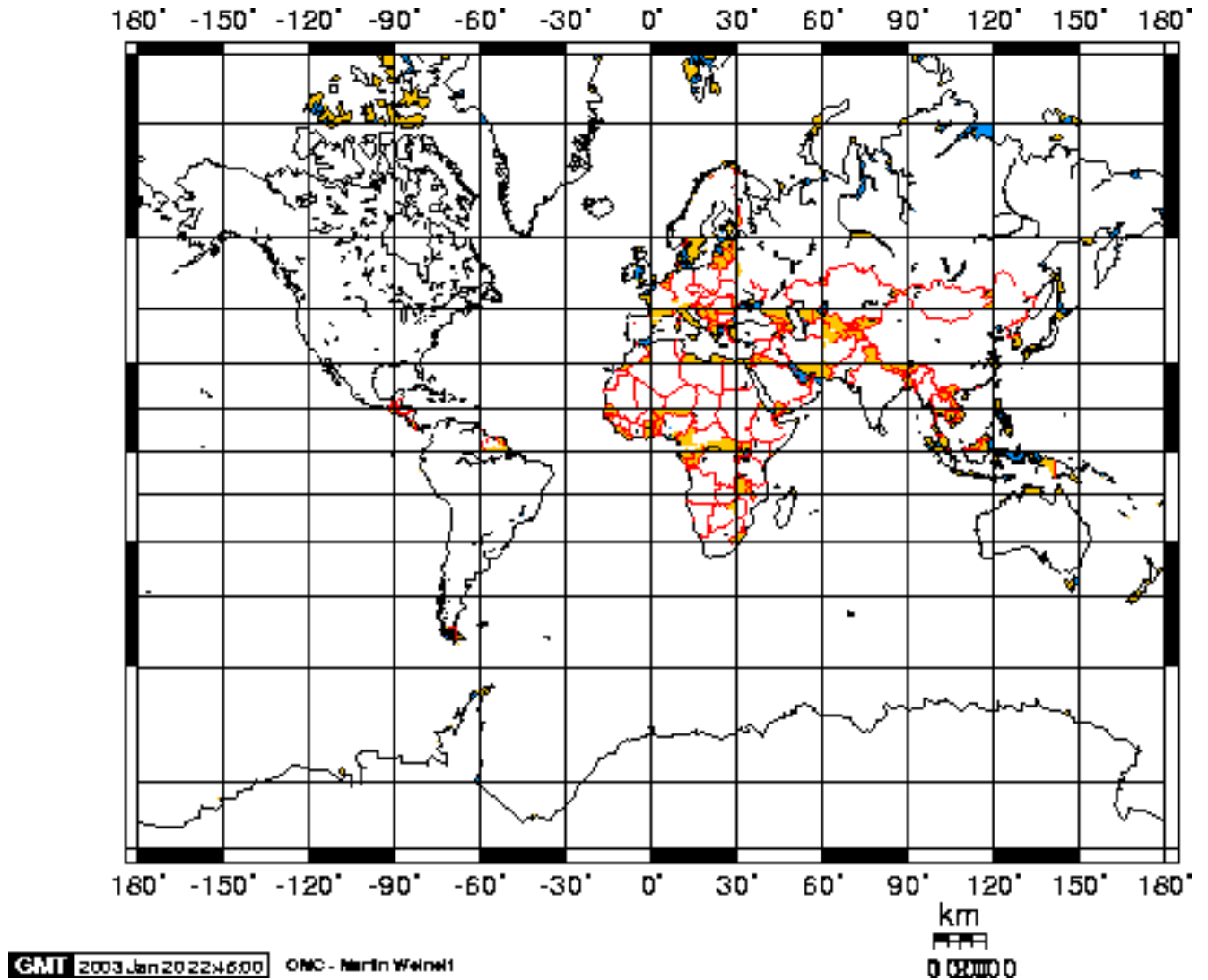
B = 2 still affects the period in the same way  $P = \frac{\pi}{|B|}$

How about A?



Class HandOut

## Curious property of tangent used in a Mercator projection



Note that the latitude lines are mapped  $\tan(\theta)$  from the center line. That means that the North and South Pole cannot be shown because they are at infinity.

The importance of this projection of a sphere onto a flat surface is that it preserves angles. That means that if you draw a straight line on the map, it really is a straight line or great circle on the map.